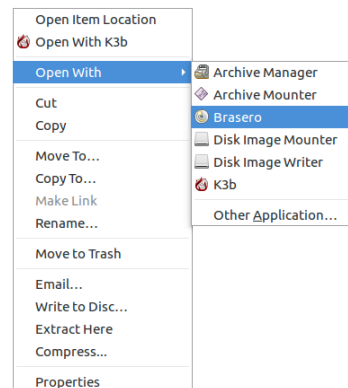


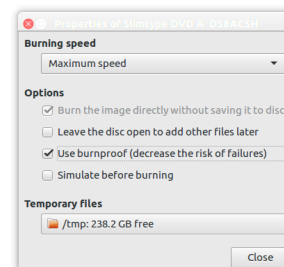
Burning a DVD ISO image in Ubuntu 16.04:

1. Right click on the ISO and select Open With Brasero

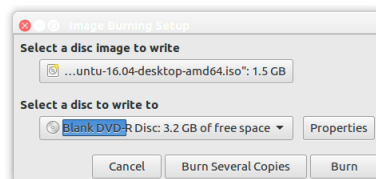


2. Insert a blank DVD-R (not all DVD discs are of good quality or compatible with all drives)

3. Click Properties and make sure that the Use burnproof (decrease the risk of failures) check box is checked



4. Click the Burn button to start burning. Make sure not to move the computer or DVD burner while the system is writing your image to disc. Doing so can result in failure.



5. When the disc has finished burning you'll see a message indicating that the disc has been successfully burned to disc as shown below.

